

corrugated metal gasket G07

gasket spec



description

corrugated gasket with cord rope layer and centring ring.

corrugated gaskets are universally usable sealing elements. due to the different possibilities of manufacture in form of rings, ovals, oblongs or frames, which can be with or without ribs, holes and fixing loops, the field of application for these gaskets continuously expands.

the gaskets can be produced in all usual sizes up to approx. 6000 mm. smaller gaskets (up to 2000 mm) are made from one piece, larger gaskets and special frames are welded from parts.

the size of corrugation is depended on dimensions of gasket. the smaller dimensions have the thickness 3 mm. the biggest dimensions have the thickness 6 mm. in the middle can be the thickness 4 or 5 mm according to dimensions.

the cord rope is on the metal part fixed by means of adhesive in the corrugation recesses. according to application is possible to use different kind of material. the corrugated gasket with cord rope has the same possibilities like with covering layers.

level of sealing surfaces

0,8 - 6,3 $\mu\text{m Ra}$

the sealing surfaces would be in a parallel way together, so as the deviation value wasn't greater then 0,4mm per all sealing surface. the sealing surfaces would be uniplanar, so as the deviation value wasn't greater then 0,2mm per width of gasket.

materials

corrugated metal part

: soft iron

stainless steel 304

stainless steel 316

stainless steel 316L

stainless steel 321

stainless steel 316Ti

covering layer

rubber ropes : around temperature 80°C

unsintered PTFE : up to temperature 260°C, for very aggressive media and to food and pharmaceutical media

mineral fibre yarns (with or without impregnation) : temperature more then 500°C

pressure using

up to 40 Mpa, these gaskets are suitable for vacuum applications too.

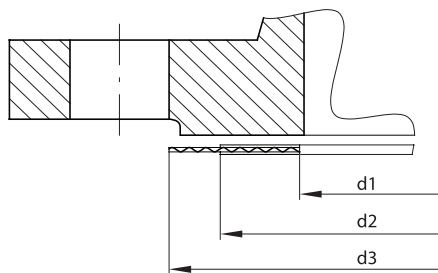
tolerances of gasket

nominal dimension		inner diameter	d2	outer diameter
mm	inch	mm	mm	mm
4-200	1/2-8	$\pm 0,4$	$\pm 0,8$	$\pm 0,8$
250-600	10-24	$\pm 0,8$	$+1,5/-0,8$	$\pm 0,8$
650-850	26-34	$\pm 0,8$	$\pm 1,5$	$\pm 0,8$
1500-..	36-60	$\pm 1,25$	$\pm 1,5$	$\pm 0,8$

tolerance of thickness $+0/-0,25$



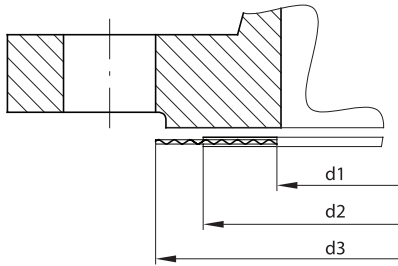
dimensions of corrugated metal gasket
according to EN1514-4 type IBC - raised face



DN	d1	d2			d3											
		PN 2,5-40	PN 64-160	PN 250-400	PN 2,5	PN 6	PN 10	PN 16	PN 25	PN 40	PN 64	PN 100	PN 160	PN 250	PN 320	PN 400
10	18	36	36	36	39	39	46	46	46	46	56	56	56	67	67	67
15	22	42	42	42	44	44	51	51	51	51	61	61	61	72	72	
20	27	47	47	47	54	54	61	61	61	61	72					
25	34	52	52	52	64	64	71	71	71	71	82	82	82	82	92	104
32	43	62	62	66	76	76	82	82	82	82	88	88				
40	49	69	69	73	86	86	92	92	92	92	103	103	103	109	119	135
50	61	81	81	87	96	96	107	107	107	107	113	119	119	124	134	150
60	72	94	94	98	106	106	117	117	117	117	123					
65	77	100	100	103	116	116	127	127	127	127	138	144	144	153	170	192
80	89	115	115	121	132	132	142	142	142	142	148	154	154	170	190	207
100	115	138	138	146	152	152	162	162	168	168	174	180	180	202	229	256
125	141	162	162	178	182	182	192	192	194	194	210	217	217	242	274	301
150	169	190	190	212	207	207	218	218	224	224	247	257	257	284	311	348
175	195	215	215	245	235	235	247	247	253	265	277	287	284	316	358	402
200	220	240	248	280	262	262	273	273	284	290	309	324	324	358	398	442
250	273	290	300	340	317	317	328	329	340	352	364	391	388	442	488	
300	320	340	356	400	373	373	378	384	400	417	424	458	458	536		
350	356	395	415		423	423	438	444	457	474	486	512				
400	407	450	474		473	473	489	495	514	546	543	572				
450	458	496			528	528	539	555	564	571						
500	508	560	588		578	578	594	617	624	628	657	704				
600	610	664	700		679	679	695	734	731	747	764	813				
700	712	770	812		784	784	810	804	833	852	879	950				
800	813	876	886		890	890	917	911	942	974	988					
900	915	982	994		990	990	1017	1011	1042	1084	1108					
1000	1016	1098	1110		1090	1090	1124	1128	1154	1194	1220					
1100	1120	1210			1190	1220	1231	1228	1254							
1200	1220	1320	1320		1290	1307	1341	1342	1364	1398	1452					
1400	1420	1522			1490	1524	1548	1542	1578	1618						
1500	1520	1630			1590	1624	1658	1654	1668							
1600	1620	1742			1700	1724	1772	1764	1798	1830						
1800	1820	1914			1900	1931	1972	1964	2000							
2000	2020	2120			2100	2138	2182	2168	2230							
2200	2220	2328			2307	2348	2384	2378								
2400	2420	2512			2507	2558	2594									
2600	2620	2728			2707	2762	2794									
2800	2820	2952			2924	2972	3014									
3000	3020	3166			3124	3172	3228									
3200	3220	3380			3324	3382										
3400	3420	3590			3524	3592										
3600	3620	3800			3734	3804										
3800	3820	4010			3931											
4000	4020	4220			4131											



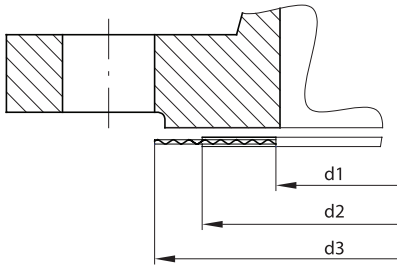
according to ASME B16.5 raised face



ASME B16.5 type RF											
DN	d1	d2			d3						
		pressure class			pressure class						
		150-300	400-600	900-2500	150	300	400	600	900	1500	2500
1/2"	22	30	30	30	47	53	54	54	63	63	69
3/4"	27	35	35	35	57	66	66	66	69	69	76
1"	34	42	42	42	66	73	73	73	79	79	85
1 1/4"	43	56	56	56	76	82	82	82	88	88	104
1 1/2"	49	61	61	61	85	95	95	95	98	98	117
2"	61	80	80	80	104	111	111	111	142	142	146
2 1/2"	73	90	90	90	124	130	130	130	165	165	168
3"	89	105	105	110	136	149	149	149	168	174	196
3 1/2"	102	120	120		162	165	162	165			
4"	115	130	130	135	174	180	175	193	206	209	234
5"	141	155	155	165	196	216	210	241	247	254	279
6"	169	180	180	195	222	251	244	266	289	282	317
8"	220	230	230	250	279	308	302	320	358	352	387
10"	273	285	295	315	339	362	355	400	435	434	476
12"	324	335	350	375	409	422	416	457	498	520	549
14"	356	370	390	405	450	485	479	492	520	577	
16"	407	425	445	460	514	539	533	565	574	641	
18"	458	480	500	525	549	597	590	612	638	704	
20"	508	535	555	575	606	654	645	682	698	755	
22"	550	575	585		660	705	702	733			
24"	610	640	640	685	717	774	765	790	838	901	



according to ASME B16.47 raised face serie A



ASME B16.47 type RF serie A							
DN	d1	d2		d3			
		pressure class		pressure class			
		150-300	400-600	150	300	400	600
26"	660	685	705	775	835	832	775
28"	711	745	765	832	899	892	832
30"	762	795	820	883	953	946	883
32"	813	850	875	940	1006	1003	940
34"	864	900	930	991	1057	1054	991
36"	915	955	985	1048	1118	1118	1130
38"	965	1015	1030	1111	1054	1073	1105
40"	1016	1065	1085	1162	1115	1132	1156
42"	1067	1120	1135	1219	1165	1178	1219
44"	1118	1170	1190	1276	1219	1232	1270
46"	1168	1225	1250	1327	1273	1289	1327
48"	1219	1275	1300	1384	1324	1346	1390
50"	1270	1330	1355	1435	1378	1403	1448
52"	1321	1385	1405	1492	1429	1454	1499
54"	1372	1435	1460	1549	1492	1518	1556
56"	1422	1490	1515	1607	1543	1568	1613
58"	1473	1540	1565	1664	1594	1619	1664
60"	1524	1595	1625	1715	1645	1683	1721